

Name of Material: Pre-K Play Theme materials for TR2 (includes materials for Grocery, Restaurant and Hospital themes)

Assembly/printing instructions:

Theme Planner--Print one copy per classroom to use as a guide for theme planning.

Role prompts-- Print as many copies as you like and cut on the dotted lines; you may wish to laminate for durability.

Action prompts-- Print as many copies as you like and cut on the dotted lines; you may wish to laminate for durability.

Center labels (theme specific)—Copy, cut, and attach to the center sign in your classroom.

Center labels for management wheel (theme specific)—Copy, cut, and attach (using Velcro) to the Management Wheel)

Activities this material is used in (Introduced at TR)::

Make Believe Play (TR1)


Make Believe Play Planning (TR1)

Additional Information:

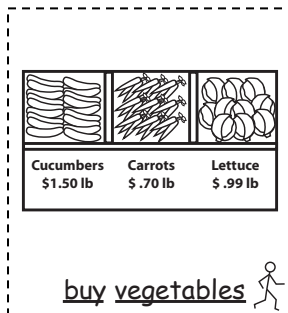
Photo:

Theme	Introduction to Theme	Theme Building Table Activities (over a weekly meeting)
Make Believe	Introduce the theme by having children act out a scene from a story. Use props and costumes to make the scene more realistic.	Use the theme building table to plan a weekly meeting. The table is designed to help children plan and prepare for a weekly meeting. It includes sections for: Role Play, What happens in the story, Support, Thematic Language, and Object of Study.

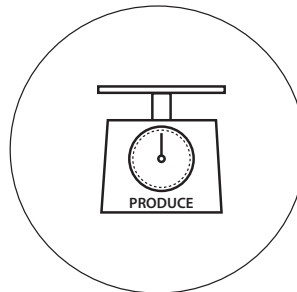
Sample, Theme Planner



Sample, role prompt card



Sample, action prompt card (grocery)



Sample, Center label card (grocery)



Sample, center label for wheel



Play Theme Planner

Play Theme: Doctor/Health Clinic					
Theme Building (Days 1-3)	Introduction to Theme: (Books/Media/Virtual Field Trips)			Theme Building Child Activities (prop & setting making, etc.)	
	In class visit by Dr or Nurse Read Books about Hospital, Doctor Visit to class by Ambulance Going to the Hospital Going to the Doctor And paramedics I Want to be a Doctor Clifford Visits the Hospital			Decorate bags, Make wrist/ankle bands, Name badges, baby beds, Cafeteria order forms, Menu board, Wheelchair, helicopter or ambulance out of boxes and chairs	
Centers	Roles and Role Props (Tags, dress-up)	Scenario Framework What happens in the center	Action Props & Role Supports	Story Problems – Emotional Terrain/Landscape	Literacy & Math Elements
Dramatic Play/ Emergency Room	Doctor/Stethoscope Nurse/Scrub Shirt Patient/Gown Clerk/Apron	Clerk checks in patient, Patient describes injury/illness. Dr. Examines and diagnoses, Dr. write prescription, bandages patient, Nurse attends to vitals, writes on chart	Exam table, Privacy curtain, Hospital gown, Mask, Doctor kit—blood pressure cuff, thermometer, stethoscope, Scale, Yardstick for height, phone, pretend computer, magazines	Emergency room is busy and patient has to wait. The nurse can't find the patient's medicine. The bed has dirty sheets. The doctor is caught in traffic and can't get to the emergency room. The gown is too big.	Write prescriptions, Record height and weight, Read eye chart (could be "E" chart for students who don't know letters)
Blocks/ EMT/Flight for Life	Paramedic/Vest Pilot/Wings Pin Patient/Gown Mechanic/Tool Belt	Emergency call—helicopter or ambulance, Attend to patient at scene and in route, Report to emergency room, Repair vehicles	Chair w/ pinwheel for helicopter, Large box for ambulance with red cross, Stretcher, Medical bag. Tools for maintenance, walkie-talkies	The ambulance has a flat tire. The helicopter has a broken rotor. All the vehicles need regular oil change and tire rotation. There is an accident on the highway with multiple patients.	Write addresses, phone numbers, Fill out accident report record maintenance schedule, record gallons of gas for fill-up
Science/ Nursery	Doctor/Stethoscope Nurse/Scrub Shirt Mom/Purse Dad/Tie	Care for babies—weigh, bathe, bundle, rock, Make and feed bottle, Change diapers, Dress, Check wrist/ankle band, Make footprint, Birth Certificates	Baby dolls, blankets, baby bottle, scale, diapers or fabric, Paper for wrist/ankle band, tubs for incubators, Rocking chair, water for bathing, shampoo, towels	All the babies are hungry and crying and there is no formula mixed. The diaper is too big/small for the baby. A baby has a temperature. The baby needs a bath and the nurses are all busy. Many babies are crying but there is only one rocking chair	Scale for weighing. Measure formula. Write arm/wrist bands. Nametags. Inventory diapers, bottles
Literacy/ Gift Shop	Clerk/Apron Customer/Wallet Manager/Role tag Cashier/Role tag	Order flowers, make flower arrangements, sell candy, stuffed animals, Make gift cards,	Shopping bags, Candy wrappers, stuffed animals, Silk flowers/vases. Get well cards, Balloons, Cash register, Money, Clipboard, Phone, Books, Magazines	All the balloons are flat. The flowers are wilting. The get well card stock is getting low. Customer can't find perfect gift for patient. Customer doesn't have enough money.	Make get well cards, balloons, flowers. Make money, count inventory
Table Toys/ Pharmacy	Pharmacist/Lab coat Clerk/Apron Patients/Gown Cashier/Role tag	Answer phone, Take patient information Read prescriptions, Fill/measure "medicine" in bottles, Makes labels	Bottles of various sizes, Measuring spoons/cups, Balance scale, Rice/sand to measure, Paper for labels, Cash register, Prescription pads	Patient needs prescription filled by the pharmacy is out of that medicine. Label machine is not working. Pharmacy is closed and patient needs prescription filled.	Sort "medicine" by color, size, shape. Measure and fill dry and liquid for prescriptions. Write labels
Art/ Cafeteria	Cook/Chef hat Server/ Cashier Role tag Customer/Purse/Wallet	Prepare food, Serve food, Pay cashier, Eat, Talk, Clean up trash, Recycle, Read menu board	Table/chairs, Sink, Play food, Pots/Pans, Dishes, Silverware, Napkins, Lunch tray, Cash register, Money, Trash/Sorting containers. Menu Board, Chalkboard to write "specials"	Almost lunchtime and the cafeteria discovers it is out of milk. Out of today's special, cooks must decide what to fix for lunch, The tables are all messy and there is no clean place to sit. The vegetables burned. A customer gives the cashier too much/not enough money.	1:1 correspondence for plates, napkins, silverware. Create menu board, Count money make signs, sort trash and recycle



Play Theme Planner

Centers	Simple Scenarios & Scripts	Vocabulary
Dramatic Play/ Emergency room	<p>A patient comes into the emergency room</p> <ul style="list-style-type: none"> • “Emergency room” “Say Ahhhh” “Step on the scale.” • “Put on this gown with the opening in the back.” “I’m going to take your temperature.” “The doctor will see you soon.” • “Tell me how this happened.” “The nurse will take you to x-ray and bring you back. <p>Scenario & Script Evolution: What can happen next?</p>	Emergency, Blood pressure, Temperature, Tongue depressor, Gown, Height, Weight, Chart, Listen to your heart/lungs
Blocks/ EMT/Flight for Life	<p>The ambulance is called to an accident scene</p> <ul style="list-style-type: none"> • “We have an emergency.” “Lights and siren” • “This is Flight for Life. Are we clear to land?” We have a patient with a _____condition.” “Prep the ER.” • “Where does it hurt” “Lie still we are going to put you on a stretcher.” <p>Scenario & Script Evolution: What can happen next?</p>	Ambulance, EMT, stretcher, lights and siren, Flight for Life, ER, patient
Science/ Nursery	<p>A new baby girl has just been brought into the nursery to join the other babies</p> <ul style="list-style-type: none"> • “Here is your bottle” “Rock-a-Bye Baby” • “It’s time for your bath.” “We need more bottles of formula.” • “It is time to feed this baby, he is crying and hungry, then I will change his diaper and you can rock him.” <p>Scenario & Script Evolution: What can happen next?</p>	Rock-a-Bye Baby, weigh, bath, diaper, rocking chair, formula, blanket, wrap incubator
Literacy/ Gift Shop	<p>A customer would like to buy a gift for her friend in the hospital.</p> <ul style="list-style-type: none"> • “May I help you?” “We have balloons and flowers” • “I can make a nice arrangement of flowers for you.” “Pick out a card to go with it.” • “What would you like the card to say?” “Are you paying by cash or credit?” <p>Scenario & Script Evolution: What can happen next?</p>	Gift, balloons, flowers, arrangement. Get well card, congratulations card, cash, credit
Table Toys/ Pharmacy	<p>A customer has a prescription to be filled at the pharmacy.</p> <ul style="list-style-type: none"> • “Next” “Number _____ please” (in line to be served) • “Are you going to wait?” “Take this every 4 hours.” “Do you have any allergies?” • “I need to call the doctor to check on this prescription, it doesn’t say what size bottle, can you give me his phone number?” <p>Scenario & Script Evolution: What can happen next?</p>	Customer, prescription, pharmacy, filled, hours, allergies, measure, reaction, medication
Art Cafeteria	<p>It is lunch time and some family members are going to eat in the cafeteria.</p> <ul style="list-style-type: none"> • “What would you like?” “Five dollars please” • “Today’s special is _____.” “There are clean tables over here.” “Cash or charge” • “You can take your tray first and then order what you would like. The cashier will take your money.” “What size drink would you like with that?” <p>Scenario & Script Evolution: What can happen next?</p>	Food tray, buffet/food line, cafeteria, today’s special, charge, cashier,



Play Theme Planner

Play Theme: Doctor Additional ideas					
Theme Building (Days 1-3)	Introduction to Theme: (Books/Media/Virtual Field Trips)			Theme Building Child Activities (prop & setting making, etc.) X-ray machine, Credit cards, TV and remote, Toll booth, Washer, Dryer,	
Centers	Roles and Role Props (Tags, dress-up)	Scenario Framework What happens in the center	Action Props & Role Supports	Story Problems – Emotional Terrain/Landscape	Literacy & Math Elements
Eye Doctor	Ophthalmologist Optometrist Patient Receptionist	Eye exam, read eye chart, try on different glasses	Glasses display, mirrors, Eye chart, eye paddle to cover one eye, chairs for waiting room with magazines, sign in sheet	The Ophthalmologist doctor is late. The Optometrist is busy with other patients. The baby is crying and wants to be fed.	Eye chart with letters, different size glasses, write name address and phone number
Parking Garage	Attendant Security Officer Driver Cashier	Cars drive in, get ticket, drive through toll gate/booth, Note level and aisle	Toll gate, Paper for ticket, Pretend car/steering wheel, Toy cars, Masking tape (painters) to mark line for lot., Tools to fix flat/broken car, Pay fee	The machine is out of tickets The driver has a flat tire The driver doesn't have enough money to pay.	Write tickets, Write time in and out. Calculate price for parking, Write numbers for parking spaces
X Ray	Technician Clerk Receptionist Patient	Patients arrive and wait their turn for x-ray. The technician does the x-ray. The patient returns to room. The clerk delivers the x-rays to the doctor.	X-rays or pretend x-rays of white "bones" on black paper. X-ray machine--large box or screen for patient to stand behind, chairs for waiting, pictures of skeleton	The technician has gone to lunch. The x-ray machine needs to be fixed. The patient is cold	Draw and cut out "x-rays" Sort x-rays by size and kind, Write patients name and room number
Dentist	Dentist Hygienist Receptionist Patient	Patients check in wait for dentist in waiting room, dentist looks at teeth	Chair for patient, "teeth" for dentist to look at, pretend tools for hygienist	Patient came on the wrong day for appointment. Patient forgot about appointment Dentist has an emergency—called away from office	Sign in name, check time for appointment, read magazines,
Laundry Room	Laundry Staff Delivery Person Clerk	Wash towels, sheet, gowns, Measure soap Sort laundry, fold laundry, Deliver to correct room	Large box for washer, dryer, Measuring cup and pretend soap Sorting baskets, Folding table, Towels, sheet, gown, clothespins and line to hang laundry on.	The dryer is broken and not drying clothes. They are out of soap. The hospital needs more sheets but they are still wet. The wash has too much soap and suds overflow	Count scoops of soap, Sort laundry, Classify laundry, Fold--matching corners
Waiting Room	Receptionist Clerk Patient Mom/Dad	Visitors sign in, Wait for their appointment, Read magazines, play with toys, Talk on phone, Get snack, Watch TV	Sign in area with table and chairs, Clock, Chairs for waiting, Magazines, Phone, Games, crayons/paper, Snack or juice machine and different size cups.	The patient is late for appointment. The TV remote is lost. Dr. comes out to say will be a bit longer to wait. Children are hungry or thirsty. Mom's cell phone doesn't work.	Read books/magazines, Sign in, fill out admittance forms, choose size of cup, Make credit cards/money



Play Theme Planner

Centers	Simple Scenarios & Scripts	Vocabulary
Dramatic Play/	Scenario & Script Evolution: What can happen next?	
Blocks/	Scenario & Script Evolution: What can happen next?	
Science/	Scenario & Script Evolution: What can happen next?	
Literacy/	Scenario & Script Evolution: What can happen next?	
Table Toys/	Scenario & Script Evolution: What can happen next?	



Play Theme Planner

Art	Scenario & Script Evolution: What can happen next?	
------------	---	--



Play Theme Planner

Play Theme:					
Theme Building (Days 1-3)	Introduction to Theme: (Books/Media/Virtual Field Trips)			Theme Building Child Activities (prop & setting making, etc.)	
Centers	Roles & Role Prompts	Scenario Framework What happens in enter	Action Props & Role Supports	Scenario Problems – Emotional Terrain/Landscape	Literacy, Math, Reading and Writing Elements
Dramatic Play/					
Blocks/					
Science/					
Literacy/					
Table Toys/					
Art/					



Play Theme Planner

Centers	Simple Scenarios & Scripts in Spanish & English	Spanish & English Vocabulary
Dramatic Play/	Scenario & Script Evolution: What can happen next?	
Blocks/	Scenario & Script Evolution: What can happen next?	
Science/	Scenario & Script Evolution: What can happen next?	
Literacy/	Scenario & Script Evolution: What can happen next?	
Table Toys/	Scenario & Script Evolution: What can happen next?	
Art/	Scenario & Script Evolution: What can happen next?	